

Purpose: I wanted to use the Journal Feature in MT4 to auto post my trading results at set intervals. The challenge was to prevent sensitive information from appearing on the reports (Account Number and Name on Account). Also, I liked the detailed reports better than the standard report that's used with the journal feature.

Prerequisite: Knowledge of simple text editing, copy and pasting files and text and renaming files. HTML and a HTML Editor i.e. Dreamweaver is a plus.

Standard Report Example

EuroOrient Securities&Financial Services Ltd

Account: 440241 Name: FX Pro Demo 2500 Currency: USD 2009 January 16, 23:59

Closed Transactions:

Ticket	Open Time	Type	Size	Item	Price	S / L	T / P	Close Time	Price	Commission	Taxes	Swap	Profit		
15962214	2009.01.13 03:13	sell	0.10	eurusd	1.33144	1.38164	1.32440	2009.01.13 14:31	1.32775	0.00	0.00	0.00	36.90		
15963030	2009.01.13 03:23	sell	0.10	eurusd	1.33150	1.38166	1.32440	2009.01.13 14:31	1.32780	0.00	0.00	0.00	37.00		
15967399	2009.01.13 04:38	sell	1.00	eurusd	1.33227	1.33715	1.32780	2009.01.13 07:42	1.32780	0.00	0.00	0.00	447.00		
15967617	2009.01.13 04:44	buy	0.30	usdcad	1.21820	1.21020	1.22100	2009.01.13 08:00	1.22100	0.00	0.00	0.00	68.80		
15979506	2009.01.13 07:58	sell	0.30	eurusd	1.32483	1.33350	1.32340	2009.01.13 09:08	1.32340	0.00	0.00	0.00	42.90		
15981991	2009.01.13 08:16	sell	0.30	gbpusd	1.47365	1.47750	1.46940	2009.01.13 09:15	1.46940	0.00	0.00	0.00	127.50		
16023645	2009.01.13 12:18	sell	0.30	gbpusd	1.46754	1.47351	1.46143	2009.01.13 13:21	1.46143	0.00	0.00	0.00	183.30		
16023962	2009.01.13 12:21	buy	0.30	usdcad	1.22110	1.21700	1.22352	2009.01.13 12:48	1.22352	0.00	0.00	0.00	59.34		
16338565	2009.01.15 05:14	sell	0.30	eurusd	1.31662	1.32118	1.31479	2009.01.15 08:52	1.32118	0.00	0.00	0.00	-136.80		
												0.00	0.00	0.00	865.94
												Closed P/L:		865.94	

Open Trades:

Ticket	Open Time	Type	Size	Item	Price	S / L	T / P	Market Price	Price	Commission	Taxes	Swap	Profit		
No transactions															
												0.00	0.00	0.00	0.00
												Floating P/L:		0.00	

Working Orders:

Ticket	Open Time	Type	Size	Item	Price	S / L	T / P	Market Price
No transactions								

Summary:

Deposit/Withdrawal:	0.00	Credit Facility:	0.00		
Closed Trade P/L:	865.94	Floating P/L:	0.00	Margin:	0.00
Balance:	3 393.82	Equity:	3 393.82	Free Margin:	3 393.82

** All information is provided to be as accurate as possible, but not guaranteed.
User accepts all liability and consequences of any actions taken on the basis of the information provided. **

Detailed Report Example

EuroOrient Securities&Financial Services Ltd

Account: 440241 Name: FX Pro Demo 2500 Currency: USD 2009 January 16, 23:59

Closed Transactions:

Ticket	Open Time	Type	Size	Item	Price	S / L	T / P	Close Time	Price	Commission	Taxes	Swap	Profit		
15962214	2009.01.13 03:13	sell	0.10	eurusd	1.33144	1.38164	1.32440	2009.01.13 14:31	1.32775	0.00	0.00	0.00	36.90		
15963030	2009.01.13 03:23	sell	0.10	eurusd	1.33150	1.38166	1.32440	2009.01.13 14:31	1.32780	0.00	0.00	0.00	37.00		
15967399	2009.01.13 04:38	sell	1.00	eurusd	1.33227	1.33715	1.32780	2009.01.13 07:42	1.32780	0.00	0.00	0.00	447.00		
15967617	2009.01.13 04:44	buy	0.30	usdcad	1.21820	1.21020	1.22100	2009.01.13 08:00	1.22100	0.00	0.00	0.00	68.80		
15979506	2009.01.13 07:58	sell	0.30	eurusd	1.32483	1.33350	1.32340	2009.01.13 09:08	1.32340	0.00	0.00	0.00	42.90		
15981991	2009.01.13 08:16	sell	0.30	gbpusd	1.47365	1.47750	1.46940	2009.01.13 09:15	1.46940	0.00	0.00	0.00	127.50		
16023645	2009.01.13 12:18	sell	0.30	gbpusd	1.46754	1.47351	1.46143	2009.01.13 13:21	1.46143	0.00	0.00	0.00	183.30		
16023962	2009.01.13 12:21	buy	0.30	usdcad	1.22110	1.21700	1.22352	2009.01.13 12:48	1.22352	0.00	0.00	0.00	59.34		
16338565	2009.01.15 05:14	sell	0.30	eurusd	1.31662	1.32118	1.31479	2009.01.15 08:52	1.32118	0.00	0.00	0.00	-136.80		
												0.00	0.00	0.00	865.94
												Closed P/L:		865.94	

Open Trades:

Ticket	Open Time	Type	Size	Item	Price	S / L	T / P	Market Price	Price	Commission	Taxes	Swap	Profit		
No transactions															
												0.00	0.00	0.00	0.00
												Floating P/L:		0.00	

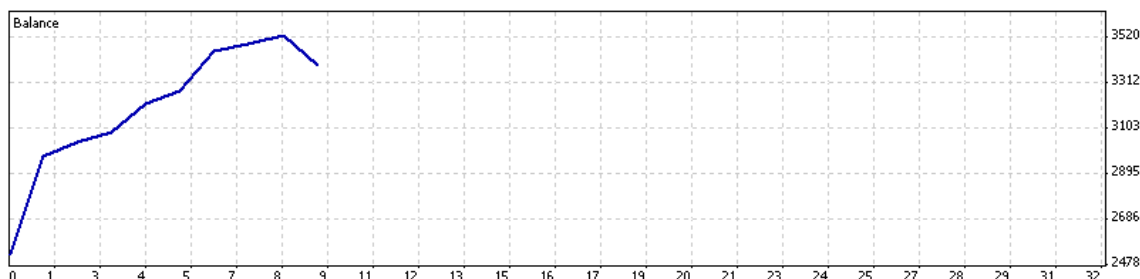
Working Orders:

Ticket	Open Time	Type	Size	Item	Price	S / L	T / P	Market Price
No transactions								

Summary:

Deposit/Withdrawal:	0.00	Credit Facility:	0.00
Closed Trade P/L:	865.94	Floating P/L:	0.00
Balance:	3 393.82	Equity:	3 393.82
		Margin:	0.00
		Free Margin:	3 393.82

Details:



Gross Profit:	1 002.74	Gross Loss:	136.80	Total Net Profit:	865.94
Profit Factor:	7.33	Expected Payoff:	96.22		
Absolute Drawdown:	0.00	Maximal Drawdown:	136.80 (3.87%)	Relative Drawdown:	3.87% (136.80)
Total Trades:	9	Short Positions (won %):	7 (85.71%)	Long Positions (won %):	2 (100.00%)
		Profit Trades (% of total):	8 (88.89%)	Loss trades (% of total):	1 (11.11%)
Largest		profit trade:	447.00	loss trade:	-136.80
Average		profit trade:	125.34	loss trade:	-136.80
Maximum		consecutive wins (\$):	8 (1 002.74)	consecutive losses (\$):	1 (-136.80)
Maximal		consecutive profit (count):	1 002.74 (8)	consecutive loss (count):	-136.80 (1)
Average		consecutive wins:	8	consecutive losses:	1

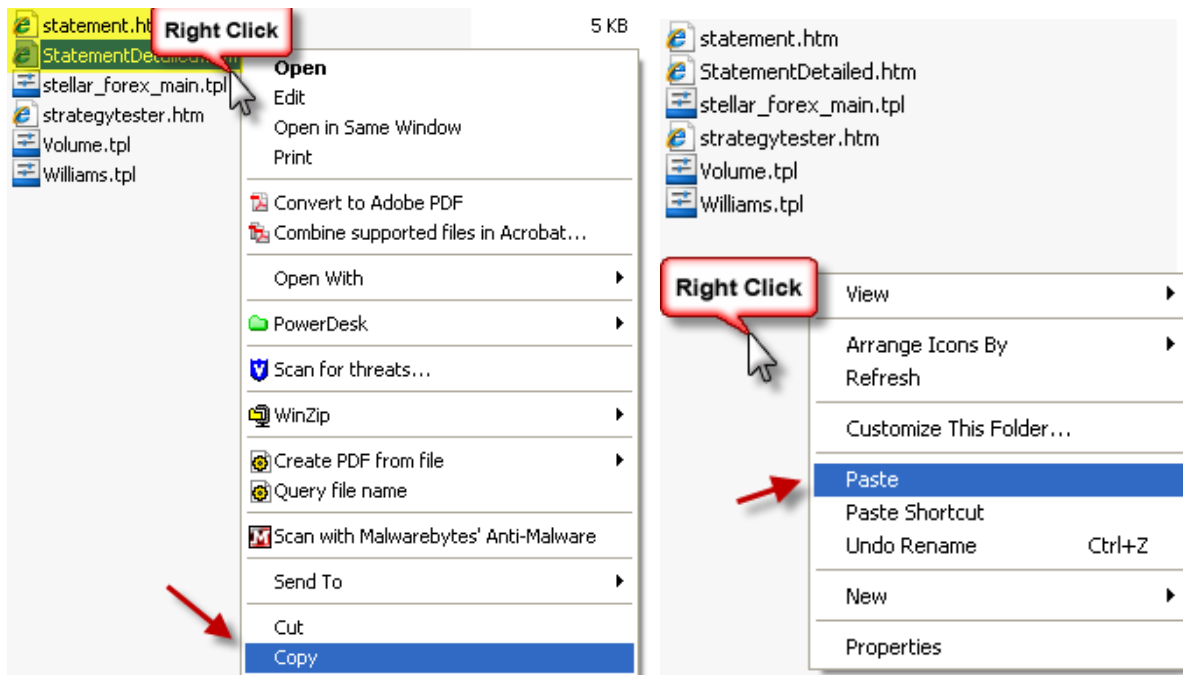
** All information is provided to be as accurate as possible, but not guaranteed.
User accepts all liability and consequences of any actions taken on the basis of the information provided. **

Step 1: Make backup copies of the original 2 report templates

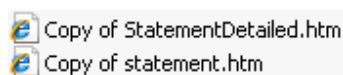
Go to your program file folder and select your MT4 folder and Open your Template Folder.

 ←

Right Click on each of the two files **Statement.htm** and **StatementDetailed.htm** and copy and paste to create a backup copy.



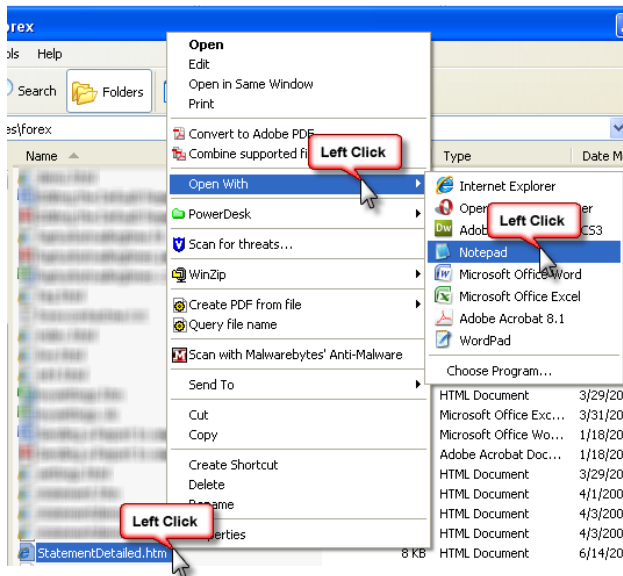
New Backup Files



** All information is provided to be as accurate as possible, but not guaranteed.
User accepts all liability and consequences of any actions taken on the basis of the information provided. **

Step 2: Edit your statement template file

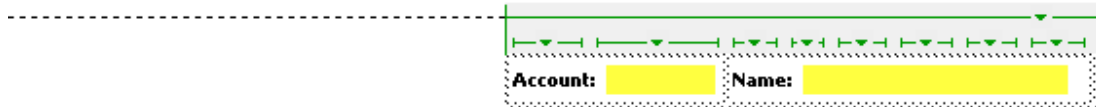
Open the file StatementDetailed.htm in Notepad or Wordpad.



To Remove Account Number and Name, remove the highlighted code.

(Notepad will not have text in colors, but the content is the same)

```
<tr align=left>
  <td colspan=2><b>Account: <!--ACCOUNT--></b></td>
  <td colspan=6><b>Name: <!--NAME--></b></td>
  <td colspan=2><b>Currency: <!--CURRENCY--></b></td>
  <td colspan=4 align=right><b><!--FULLTIME--></b></td></tr>
```

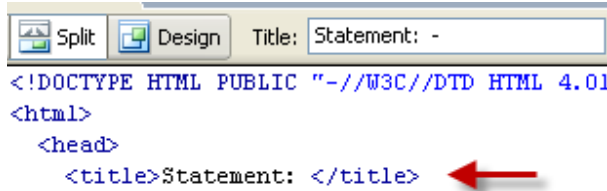


```
Split Design Title: Statement: -
<!DOCTYPE HTML PUBLIC "-//W3C//DTD HTML 4.01//EN" "http://www.w3
<html>
  <head>
    <title>Statement: <!--ACCOUNT--> - <!--NAME--></title>
    <meta name="generator" content="MetaQuotes Software Corp.">
```

Revised Code

** All information is provided to be as accurate as possible, but not guaranteed.
User accepts all liability and consequences of any actions taken on the basis of the information provided. **

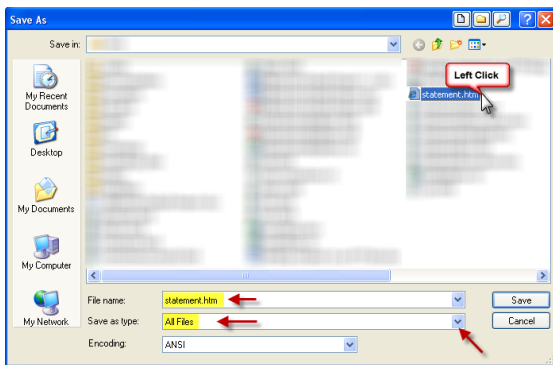
```
<tr align=left>
<td colspan=2><b>Account: </b></td>
<td colspan=6><b>Name: </b></td>
<td colspan=2><b>Currency: <!--CURRENCY--></b></td>
<td colspan=4 align=right><b><!--FULLTIME--></b></td></tr>
```



```
Split Design Title: Statement: -
<!DOCTYPE HTML PUBLIC "-//W3C//DTD HTML 4.01
<html>
<head>
<title>Statement: </title>
```

You can continue to remove information, i.e. company name or copy fields as you want to.

When you are finished, **SAVE AS** and **rename** the file to **statement.htm** in order to allow the automated journaling to use the report changes. **Make sure Save as Type is changed from txt to All Files.**



New Report Changes Example

You can double click the **statement.htm** file to see a preview of the format and changes.

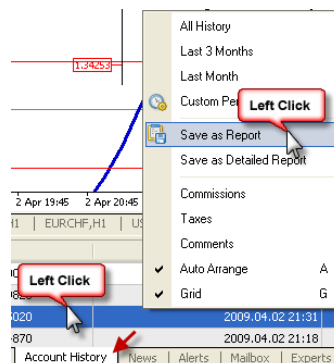
DEMO RESULTS

Balance:

My Forex | TechNurse.NET Blog Currency:

Open Trades:							Floating P/L:																				
Ticket	Open Time	Type	Size	Item	Price	S/L T/P	Price	Commission	Taxes	Swap	Profit																
Summary: Balance: Equity: Margin: Free Margin: Margin Level							Details: Gross Profit: Gross Loss: Total Net Profit: Profit Factor: Expected Payoff: Absolute Drawdown: Maximal Drawdown: Relative Drawdown:																				
Total Trades: Largest Short Positions (won %): Long Positions (won %): Average Profit Trades (% of total): Loss trades (% of total): Maximum profit trade: loss trade: Maximal consecutive wins (\$): consecutive losses (\$): Average consecutive profit (count): consecutive loss (count): consecutive wins: consecutive losses:							Working Orders: <table border="1"> <thead> <tr> <th>Ticket</th> <th>Open Time</th> <th>Type</th> <th>Size</th> <th>Item</th> <th>Price</th> <th>S/L T/P</th> <th>Market Price</th> </tr> </thead> <tbody> <tr> <td colspan="8"> </td> </tr> </tbody> </table>					Ticket	Open Time	Type	Size	Item	Price	S/L T/P	Market Price								
Ticket	Open Time	Type	Size	Item	Price	S/L T/P	Market Price																				
Closed Transactions:							Closed P/L:																				
Ticket	Open Time	Type	Size	Item	Price	S/L T/P	Close Time	Price	Commission	Taxes	Swap	Profit															
Closed Trade P/L: Deposit/Withdrawal: Credit Facility:							Closed P/L:																				

(No data will be shown though, to Preview with data, you must open your history panel in the MT4 Platform, right click over the history and select Save as Report)



** All information is provided to be as accurate as possible, but not guaranteed.
User accepts all liability and consequences of any actions taken on the basis of the information provided. **

Important:

Before starting always make a backup copy of your original statement.htm file.

Once you are finished editing your new custom statement.htm file, make a back up copy of your NEW statement.htm by copy and pasting and then rename the new file. Call it something else, i.e. statementcustom.htm This way it doesn't replace the original backup copy.

Why? When you update the MT4 software, i.e. build 220 to 223, your custom statement.htm will disappear and thus risking displaying sensitive information. By making a copy, when you take the update for MT4 new builds, just go back into the folder, Delete the [statement.htm](#) file, copy your [statementcustom.htm](#) and paste the same file so you should get a file called [copy of statementcustom.htm](#). Rename this file back to [statement.htm](#).

If you don't want to worry about editing the files, You can download my custom report templates at: <http://www.technurse.net/forex/mt4.html> and place in your templates folder of your MT4 program files.

** All information is provided to be as accurate as possible, but not guaranteed.
User accepts all liability and consequences of any actions taken on the basis of the information provided. **